


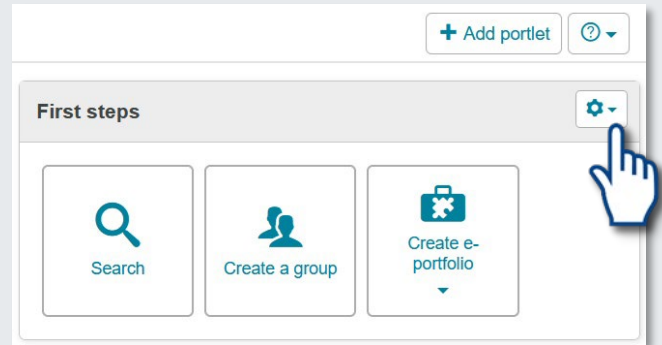
### Log in

Log in with your TU Dresden ZIH-Login under [tu-dresden.de/opal](https://tu-dresden.de/opal). Choose the University **TU Dresden**. At your first registration you need to accept data privacy and terms of use.



### Home page

After your login you are directed to your personal site at OPAL. You can personalize it for your own needs by adding or hiding portlets. For this click at **Add portlet** or configure these with the small gear wheel.



### User interface

Besides the three main sections (**Home page**, **Teach & Learn** and **Catalogue**) the courses are opened in separate tabs.

You can personalize your **Home page** using portlets and use it for quick access.

Here you find **courses** and **groups** in which you are active, as well as your certificates.

The **Course Catalogue** offers an overview of all available learning resources.

In the **separate tabs**, learning contents such as courses or groups open.

Here you can find **personal content** and **settings**.

The navigation on **mobile devices** such as smartphones or tablets happens via a dynamic menu on the left side of the screen.

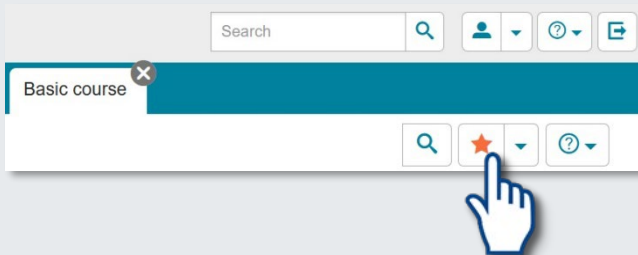
## Courses

A course is a virtual space that can be used for teaching, communication and group working.

Existing presence events such as seminars, lectures or trainings can be supplemented by this.

## Favourites

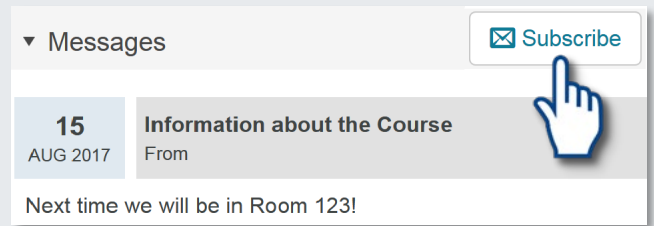
To access frequently used courses faster, you can add them to your favorites.



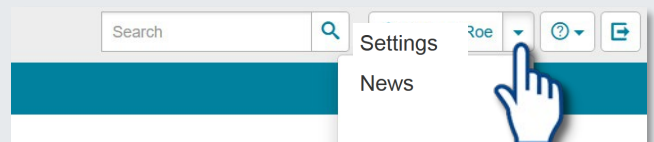
Click on the star in the upper bar of the course. The favorites will appear on the Home page.

## Subscriptions

You can subscribe to changes in the course elements wiki, forum, folder and messages. You will be informed about news by OPAL.

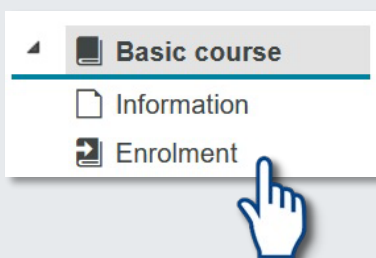


You can access and manage your subscriptions from the menu **News**.



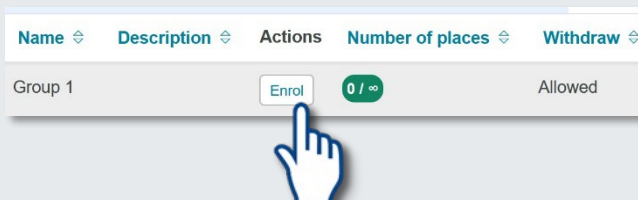
## Course Enrolment

Participation in a course is often realized by **enrolment**. You will find this in the left navigation bar of the course.



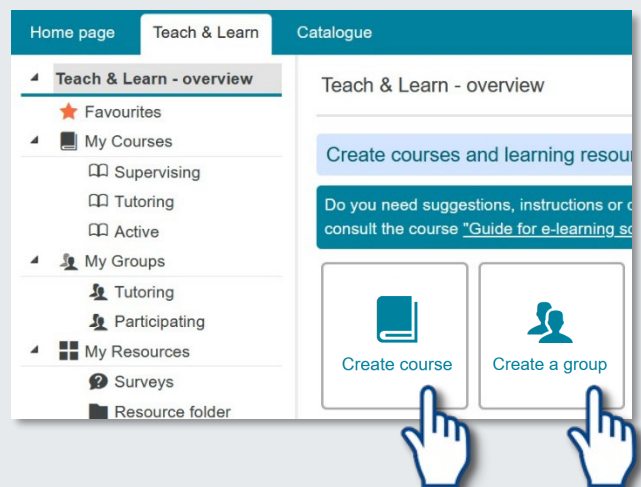
If you enrol in a course, you will be assigned to a group that is connected to the course.

These groups are primarily used to manage the course participants.



## Creation of content

Within the section **Teach & Learn** OPAL users with author rights can create **courses**.



All OPAL users, also those who don't have author rights, can create course independent **working groups** with a selection of tools (for example, folders, forums, etc.) to exchange information and to collaborate.